

**Glass-Foil-Module: Eco 60M style**

**Produce Energy.**

## SERVICES AND WARRANTIES FROM DRESDEN ECO 60M STYLE

- Certified SOLARWATT-Quality
- 100% plus sorting
- Monocrystalline high power solar cells
- 100% protection against PID


Extended warranty by purchasing SOLARWATT Full Coverage insurance:

- 12 year product warranty
- All risk insurance

According to the „Warranty conditions for SOLARWATT solar modules“

### Product Quality

- low-glare
- resistant against ammonia
- resistant against hail
- resistant against salt mist



### SOLARWATT Service



**SOLARWATT Full Coverage**  
optional (up to 1000 kWp)\*

**12**  
years

**Product-warranty**  
as per „Warranty Conditions for  
SOLARWATT Solar Modules“



**Simple returns policy**  
as per „Delivery Terms for  
SOLARWATT Solar Modules“

**25**  
years

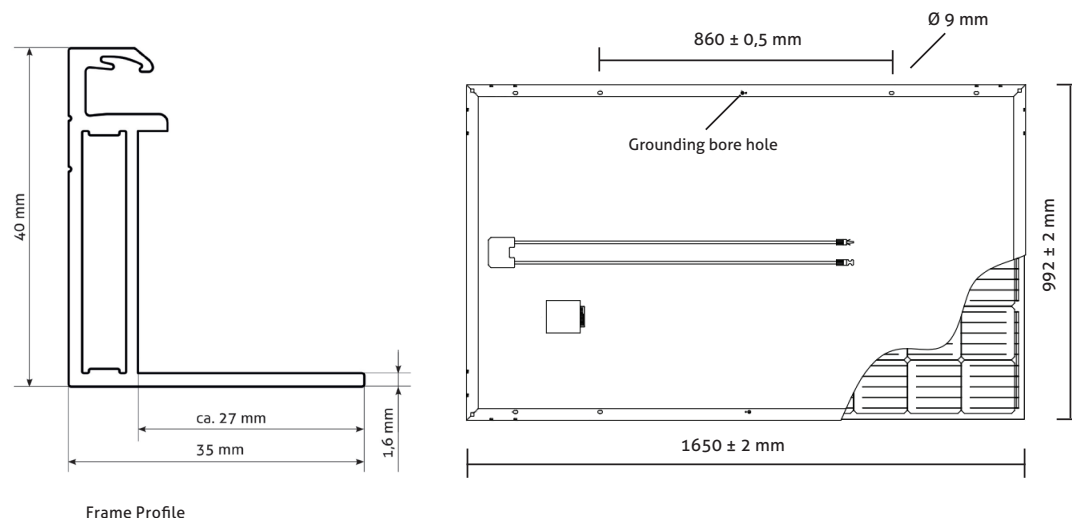
**Performance-warranty**  
on 80% of nominal power as per „Warranty  
Conditions for SOLARWATT Solar Modules“



\* country-specific deviations apply

## Technical Data | Eco 60M style

### DIMENSIONS



### GENERAL DATA

Module technology	Glass-Foil Laminate; aluminum frame, black
Covering material	Tempered solar glass with anti-reflective finish, 3,2 mm
Encapsulation	EVA-solar cells-EVA
Backing material	Multi-layer composite film, black
Solar cells	60 monocrystalline solar cells
Cell dimensions	157 x 157 mm
L x W x H / Weight	1650 <sup>±2</sup> x 992 <sup>±2</sup> x 40 <sup>±0,3</sup> mm / ca. 19 kg
Connection technology	Cables 2 x 1,0 m/4 mm <sup>2</sup> , Multi-Contact MC4 connector
Bypass diodes	3
Max. system voltage	1000 V
Application class	II (acc. to IEC 61730)
Fire class	C (acc. to IEC 61730)
Certified mechanical ratings as per IEC 61215	Suction load up to 2400 Pa (test load 3600 Pa) Pressure load up to 5400 Pa (test load 8100 Pa)
Recommended stress load as per SOLARWATT Installation Instructions	Please refer to the specifications in the Installation Instructions and Warranty Conditions.
Qualifications	IEC 61215   IEC 61730 (including Protection Class II)

### ELECTRICAL DATA (STC)

STC: Standard Test Conditions: Irradiation intensity 1000W/m<sup>2</sup>, spectral distribution AM1,5 | Temperature 25±2°C, in accordance to EN 60904-3

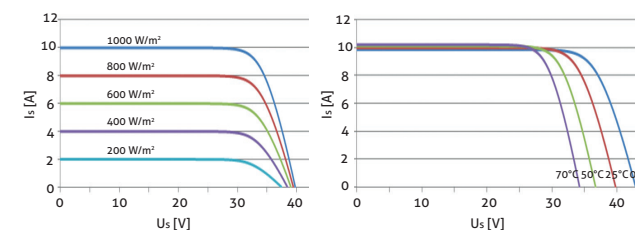
	295 Wp	300 Wp	305 Wp
Nominal power P <sub>max</sub>	295 Wp	300 Wp	305 Wp
Nominal voltage V <sub>MP</sub>	32,4 V	32,6 V	32,8 V
Nominal current I <sub>MP</sub>	9,11 A	9,21 A	9,31 A
Open circuit voltage V <sub>OC</sub>	39,6 V	39,8 V	40,1 V
Short circuit current I <sub>SC</sub>	9,59 A	9,79 A	9,88 A
Module efficiency	18,2 %	18,5 %	18,8 %

Measurement tolerances: P<sub>max</sub> ± 5 %; U<sub>OC</sub> ± 10 %; I<sub>SC</sub> ± 10 %

Reverse-current power rating I<sub>r</sub>: 15 A, operating modules with an external power source is only permissible if using a phase fuse with a tripping current of ≤ 15 A.

### CHARACTERISTIC LINES (Performance Class 300 Wp)

Voltage characteristic line at different temperatures and irradiancies



### ELECTRICAL DATA (NMOT AND WEAK LIGHT)

NMOT (Nominal Module Operation Temperature): Irradiation intensity 800 W/m<sup>2</sup>, spectral distribution AM 1,5, Temperature 20°C  
 Weak light conditions: Irradiation intensity 200 W/m<sup>2</sup>, Temperature 25°C, Wind speed 1m/s, load operation

	219 W	222 W	226 W
Open circuit voltage U <sub>OC</sub>	219 W	222 W	226 W
Short circuit current I <sub>SC</sub>	59,2 W	59,8 W	61,2 W

Measurement tolerances: P<sub>max</sub> ± 5 %; U<sub>OC</sub> ± 10 %; I<sub>SC</sub> ± 10 %

Reduction of module efficiency when irradiance is reduced from 1000W/m<sup>2</sup> to 200W/m<sup>2</sup> (at 25°C): 4 ± 2 % (relative) / -0,6 ± 0,3 % (absolute).

### THERMAL FEATURES

Operating temperature range	-40 ... +85 °C
Ambient temperature range	-40 ... +45 °C
Temperature coefficient P <sub>max</sub>	-0,39%/K
Temperature coefficient V <sub>OC</sub>	-0,30%/K
Temperature coefficient I <sub>SC</sub>	0,06%/K
NMOT	45 °C